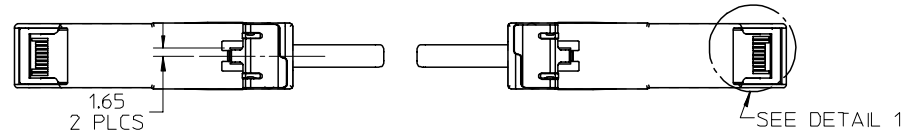
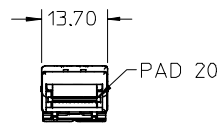
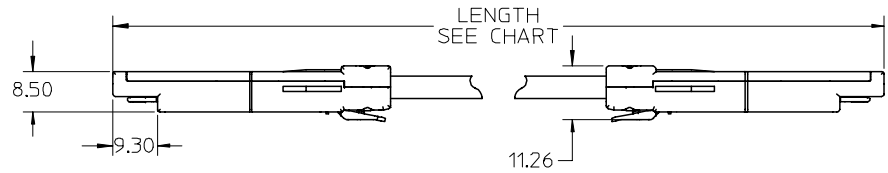


WIRING DIAGRAM			
P1 END		P2 END	
PAD	SIGNAL	PAD	SIGNAL
12	Rx-	19	Tx-
13	Rx+	18	Tx+
18	Tx+	13	Rx+
19	Tx-	12	Rx-



- NOTES:
- MATERIALS
 BACKSHELLS - NICKEL PLATED ZINC
 LATCH - GLASS FILLED POLYCARBONATE
 PCB - FR-4
 RIVETS - STAINLESS STEEL
 IMPEDANCE - 100 OHMS DIFFERENTIAL, PASSIVE
 - EACH ASSEMBLY HAS A SERIAL ID
 - SEE MOLEX DRAWINGS SD-71153-7*** FOR CABLE DETAILS
 - 4.25 Gbps F.C. BACKWARDS COMPATIBLE TO 1.0625 Gbps F.C.

PART NUMBER	LENGTH
74742-0001	1 M ±0.05 M
74742-0002	2 M ±0.08 M
74742-0003	3 M ±0.08 M

RELEASED EC NO: USY2005-0041 DRWN: JRESENDE 2006/01/05 CHKD: JRESENDE 2006/01/17 APPR: DDOYE 2006/02/21	DESCRIPTION A	QUALITY SYMBOLS ▽=0 ▽=0	GENERAL TOLERANCES (UNLESS SPECIFIED)		DIMENSION STYLE MM ONLY		SCALE 1:1	DESIGN UNITS METRIC	THIRD ANGLE PROJECTION		
			4 PLACES	± ---	± ---	DRAWN BY JRESENDE	DATE 04/10/14	TITLE SMALL FORM PLUGGABLE FIBRE CABLE ASSEMBLY 4.25 GBPS			
			3 PLACES	± ---	± ---	CHECKED BY JRESENDE	DATE 04/10/14				
			2 PLACES	± ---	± ---	APPROVED BY DDOYE	DATE 04/10/14	MATERIAL NO. SEE TABLE			
1 PLACE	± ---	± ---	ANGULAR ±---°		DOCUMENT NO. SD-74742-001		SHEET NO. 1 OF 1				
DRAFT WHERE APPLICABLE MUST REMAIN WITHIN DIMENSIONS			THIS DRAWING CONTAINS INFORMATION THAT IS PROPRIETARY TO MOLEX INCORPORATED AND SHOULD NOT BE USED WITHOUT WRITTEN PERMISSION								